



te reo  
**MĀORI**

**Activity book** Pukapuka mahi



# Te reo Māori: the Māori language.

Te reo Māori is the first language of Aotearoa New Zealand.

It is a **taonga**, something of worth and value, and part of what makes us unique. Everyone has a role to play in looking after this treasure for future generations.

The purpose of this **pukapuka mahi** is to help you learn about te reo Māori. Pronunciation is as important as the words you use – with correct pronunciation comes the courage to speak!

Have a go at using the **kupu** in this book – you'll find words to use at home and in the garden, in nature, at school, and to describe your body.

**Kia kaha** te reo Māori!

PS: You know 'kiwi' is Māori kupu, yeah? **Āe**.

## **Kupu taka** Glossary

**Ka rawe** Awesome

**Taonga** Treasure


**Pukapuka mahi** Activity book

**Kupu** Word or words

**Kia kaha** Be strong

**Āe** Yes / Yep

Te reo Māori consists of five vowels (**a, e, i, o, u**), eight consonants (**h, k, m, n, p, r, t, w**), and two digraphs – two letters that combine to form a single sound (**wh**, as in the English ‘f’ sound, and **ng**, as in sing).

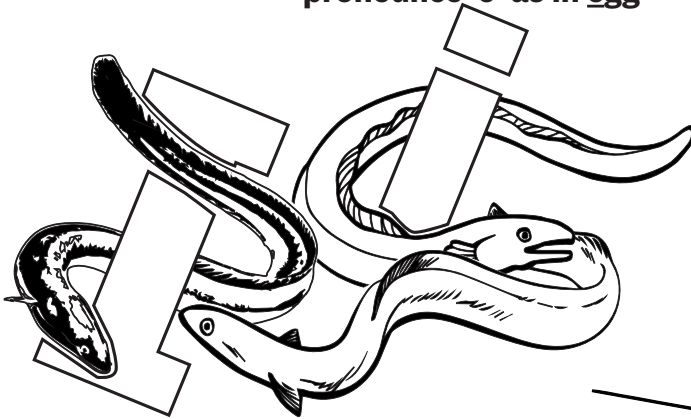



**Aa**

pronounce ‘a’ as in car

**Ee**

pronounce ‘e’ as in egg



**i**

pronounce ‘i’ as in eel

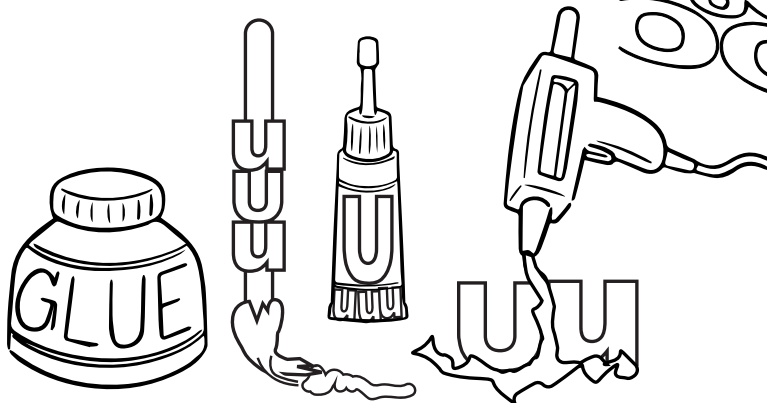
**Oo**

pronounce ‘o’ as in floor



**Uu**

pronounce ‘u’ as in glue



Combinations of vowels (e.g. au, ao, ia, ou, oa) are common in te reo Māori. To practice them, say each vowel sound separately, then repeat and bring them closer together each time.

Try it: **a.....o** , **a.....o** , **a....o** , **ao**

Some vowels have a line above them: **ā, ē, ī, ō, ū**. This is called a macron. When you see it, lengthen the vowel as if there were two. E.g. Māori is ‘Maori’.


# A sounds like the 'a' in car.

Let's use **kupu** (words) related to your body to help you learn the correct way to pronounce 'a'.

<b>makawe</b>	<b>'ma-ka-we'</b>	<b>hair</b>
<b>karu</b>	<b>'ka-ru'</b>	<b>eye</b>
<b>taringa</b>	<b>'ta-ri-nga'</b>	<b>ear</b>
<b>waha</b>	<b>'wa-ha'</b>	<b>mouth</b>
<b>uma</b>	<b>'u-ma'</b>	<b>chest</b>
<b>matimati</b>	<b>'ma-ti-ma-ti'</b>	<b>fingers</b>
<b>waewae</b>	<b>'w-<u>ae</u>-w-<u>ae</u>'</b>	<b>legs</b>



Label – and draw! – the **kupu** (words) you've learned on the people below.



Give this **tama** some features!

# **E** sounds like the 'e' in egg.

Let's jump into the **māra** (garden) and learn to pronounce 'e'.

kāheru  
pākete  
oneone  
noke  
karaehe  
pepeke  
harore  
rōpere

'kā-he-ru'  
'pā-ke-te'  
'o-ne-o-ne'  
'no-ke'  
'ka-rae-he'  
'pe-pe-ke'  
'ha-ro-re'  
'rō-pe-re'

shovel  
bucket  
dirt  
worm  
grass  
insects  
mushrooms  
strawberry



Find the **kupu** (words) related to your **māra** (garden).

ā	p	k	r	o	ī	ū	w	ng	r	e
p	k	r	ō	p	e	r	e	t	ū	k
ā	u	o	ā	e	w	t	ng	k	w	ā
k	n	h	t	p	e	r	k	ā	o	u
e	h	a	ā	e	ī	h	ō	h	p	t
t	a	r	t	k	a	r	a	e	h	e
e	n	o	k	e	e	p	a	r	ī	a
w	t	r	ng	ū	w	t	ng	u	o	w
o	n	e	o	n	e	p	o	r	ā	k
k	e	ē	u	o	p	k	k	e	w	ng
p	o	ū	w	w	k	r	k	p	i	ā

kāheru  
pākete

oneone  
noke

karaehe  
pepeke

harore  
rōpere

# / sounds like the 'ee' in eel.

Our favourite place to hang out is our **kāinga** (home). Here are some words to help you pronounce 'i'.

parakuihi

ipu

pereti

hīrere

mahi whakapaipai

pūkoni

maheni

iPapa

'pa-ra-kui-hi'

'i-pu'

'pe-re-ti'

'hī-re-re'

'ma-hi

wha-ka-pai-pai'

'pū-ko-ni'

'ma-he-ni'

'i-Pa-pa'

breakfast

bowl or jug

plates

shower

chores

lounge about

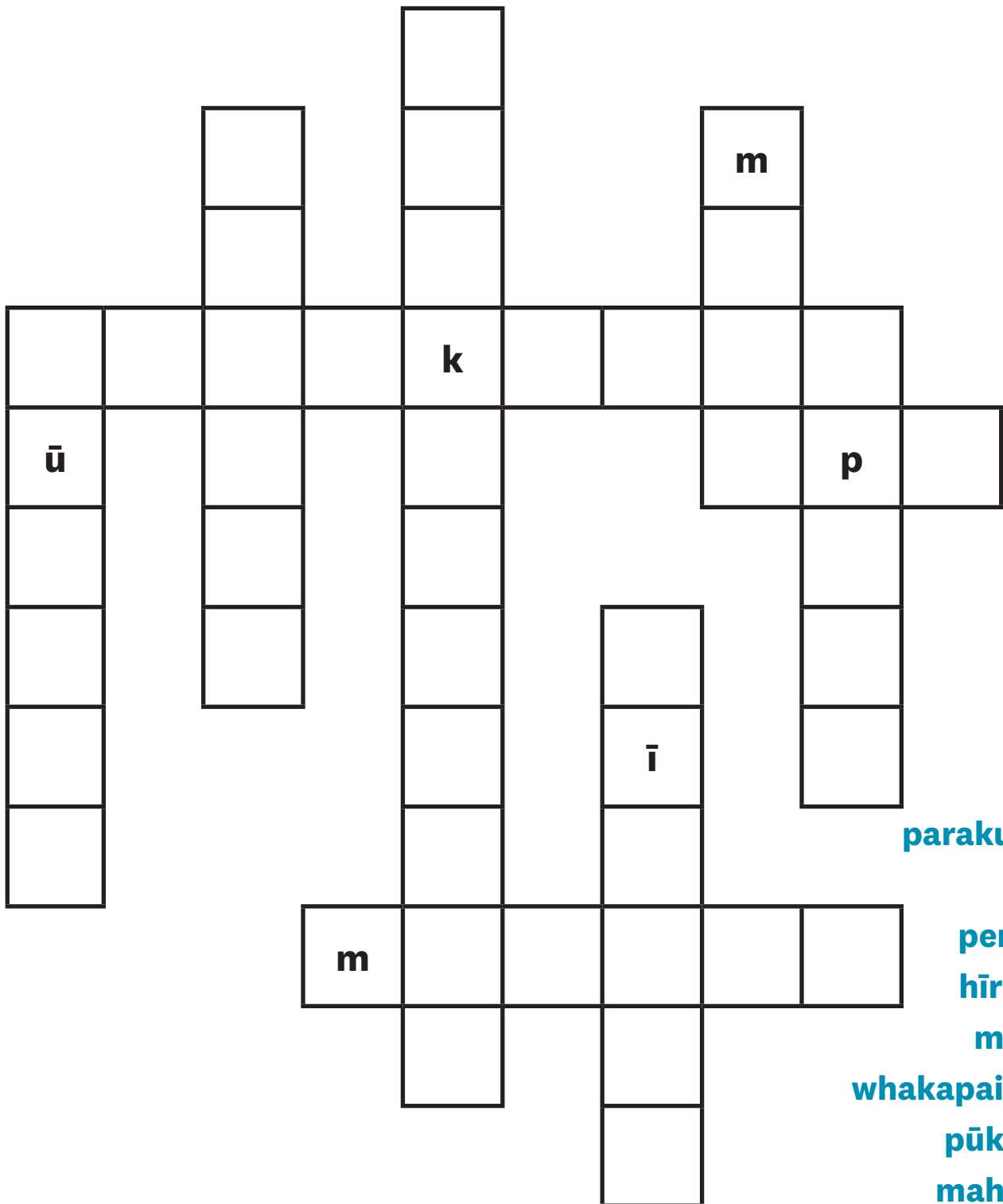
magazine

iPad





Fill in the puzzle with **kupu** (words) related to your **kāinga** (home).



**parakuihi**  
**ipu**  
**pereti**  
**hīrere**  
**mahi**  
**whakapaipai**  
**pūkoni**  
**maheni**  
**iPapa** 9

# O sounds like the 'oo' in floor.

Time for a visit to **te taiao** (nature).  
Learn to pronounce your 'o' with  
animals you find in the wild.

toroa  
karoro  
whio  
ngaro  
hoiho

'to-roo'  
'ka-ro-ro'  
'whio'  
'nga-ro'  
'hoi-ho'

albatross  
seagull  
duck  
fly  
yellow-eyed  
penguin  
crayfish  
starfish  
whale

kōura  
pātangaroa  
tohorā

'kōu-ra'  
'pā-ta-nga-roo'  
'to-ho-rā'

bonus  
kupu!

wero


'we-ro'

insect bite

taukahore!




Draw the environment for these **manu** (birds) and **ika** (fish) to live in. Think about your ideal nature.




# U sounds like the 'u' in glue.

Time for **kura** (school). Learn to pronounce 'u' with things related to your **akomanga** (classrooms).

kura	'ku-ra'	school
tūru	'tū-ru'	chair
tēpu	'tē-pu'	desk
pukapuka	'pu-ka-pu-ka'	book
kēmu	'kē-mu'	games
tuhi	'tu-hi'	draw
muku	'mu-ku'	eraser
ipupene	'i-pu-pe-ne'	pencil case



Fill in the crossword with the **kupu** (words) related to your **akomanga** (classroom).



**DOWN**

- 1. desk
- 2. chair
- 3. pencil case
- 5. games
- 6. school

**ACROSS**

- 2. draw
- 4. book
- 7. eraser

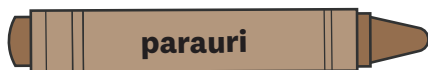


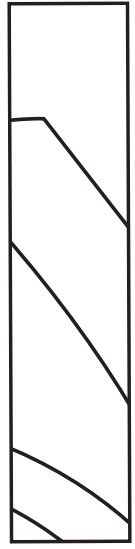

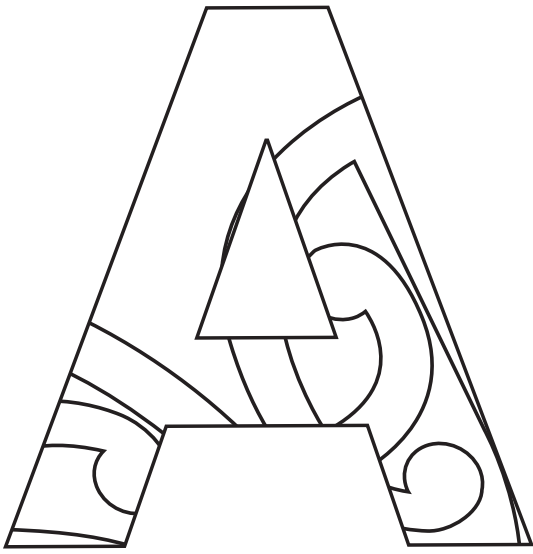
**kura**  
**tūru**

**tēpu**  
**pukapuka**

**kēmu**  
**tuhi**

**muku**  
**ipupene**

Colour in **ngā reta** (letters) while saying them out loud.



# Memory game **Kēmu mahara**

Cut out the rectangles below. Shuffle them, turn them over, and then, flipping them back over two at a time, match the te reo Māori and English words to test your **mahara**.

**kōwhai**

**yellow**

**kahurangi**

**blue**

**whero**

**red**

**kākāriki**

**green**

**pango**

**black**

**māwhero**

**pink**



© Te Papa. Hāunga te moko Te Papa me ngā whakaahua, kua raihanatia tēnei pukapuka mahi Matariki e Te Papa Tongarewa i raro i te Raihana Creative Commons Tautohu Matatiki Arumoni Kore 4.0 ā-Ao.

Me mōhio, kāore e kapi i tēnei raihana te whakamahi anō, te urutaunga rānei o te moko Te Papa i waho i te horopaki o tēnei pukapuka mahi. Me āta tuhi taua tautohu matatiki, kāore e whakaaetia kia tāruatia te moko Te Papa.

Ki te whakaputa, tohatoha, whakahōrapa rānei i tēnei mahi ki te iwi whānui mā te āhua kē me te kore e urutau, me whakamahi rawa i tēnei tautohu matatiki ki Te Papa:

Mātāpuna: “*Te Papa Tongarewa (Te Papa) tepapa.nz/tereo kua raihanatia e Te Papa hei whakamahinga anō i raro i te Raihana Creative Commons Tautohu Matatiki Arumoni Kore 4.0 ā-Ao.*”

Ki te urutau koe i tēnei mahi, ahakoa he aha te momo urutau, ki te whakauru rānei ki roto i tētahi kohinga, ka whakaputa, ka tohatoha, ka whakahōrapa rānei i taua urutaunga, kohinga rānei ki te iwi whānui mā te āhua kē, me whakamahi i tēnei tautohu matatiki ki a Te Papa:

“*Kei roto i tēnei mahi te ‘pukapuka mahi te reo Māori’ a Te Papa Tongarewa, kua raihanatia e Te Papa hei whakamahinga anō i raro i te Raihana Creative Commons Tautohu Matatiki Arumoni Kore 4.0 ā-Ao.*”

© Te Papa. Except for the Te Papa logo and the illustrations, this Matariki activity book by the Museum of New Zealand Papa Tongarewa is licensed under a Creative Commons Attribution-NonCommercial 4.0 International Licence.

Please note that the reuse or adaption of the Te Papa logo and the illustrations outside of the context of this activity book is not covered under this licence. Attribution should be in written form and not by reproduction of the Te Papa logo. If you publish, distribute or otherwise disseminate this work to the public without adapting it, the following attribution to Te Papa should be used:

Source: “*Museum of New Zealand Te Papa Tongarewa (Te Papa) tepapa.nz/tereo and licensed by Te Papa for re-use under the Creative Commons Attribution-NonCommercial 4.0 International Licence.*”

If you adapt this work in any way or include it in a collection, and publish, distribute or otherwise disseminate that adaption or collection to the public, the following attribution to Te Papa should be used:

“*This work is [based on/includes] the Museum of New Zealand Te Papa Tongarewa’s ‘Te reo Māori activity book’ which is licensed by Te Papa for reuse under the Creative Commons Attribution-NonCommercial 4.0 International Licence.*”

Illustrations by FreePik.com, except for page 3, the koru design on the cover, and all illustrations on page 11:

- *Diomedea* by Kimberly Haddrell/PhyloPic. CC BY-NC-SA 3.0
- *Larus* by PhyloPic. Public domain
- *Asteroidea* by Mali’o Kodis/PhyloPic, based on photo by Wildcat Dunny/Flickr. CC BY 3.0
- *Eubalaena australis* by Chris huh/PhyloPic. CC BY-SA 3.0

